
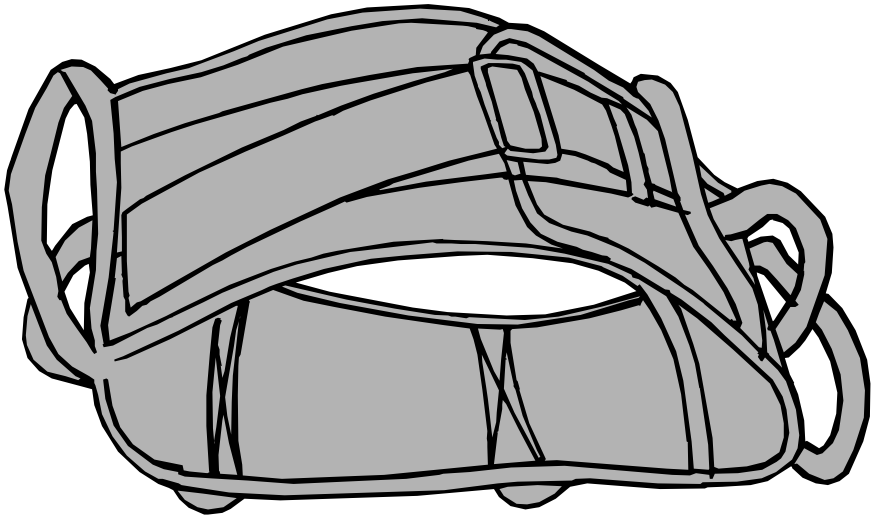


# EasyBelt/FlexiBelt

SystemRoMedic

Manual - English



SWL: 170 kg/375 lbs

EasyBelt and FlexiBelt are used as support in different transfer situations. They are not to be used as assistive devices for lifting. The inside of EasyBelt is lined with nylon, making it easy to launder or wipe clean with disinfectant. FlexiBelt's soft inside feels comfortable against the skin. Both materials have an anti-slip function.

SystemRoMedic is a series of different models of transfer assistive devices. The choice of assistive devices depends on the transfer situation and the patient's functional capability and needs.



## Functional inspection

### Visual inspection

Check the condition and function of the assistive device regularly. Always inspect the product after laundering. Check to ensure that seams and material are free from damage. Check to ensure that fabric is not worn or faded. If there are signs of wear, the product must be discarded.



## Always read the manual

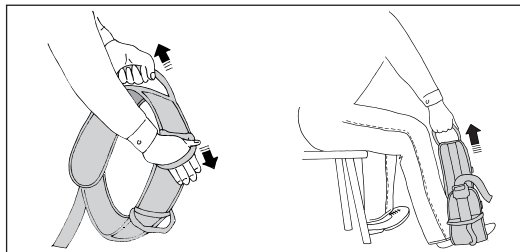
Always read the manuals for all assistive devices used during a transfer.

Keep the manual where it is accessible to users of the product.

Do not leave the patient unattended during a transfer situation.



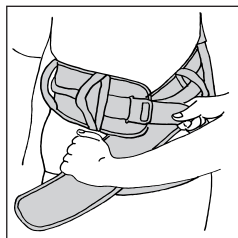
## Functional testing



Pull hard on the handles in different directions (1).

Fasten the belt, place one foot in it, and then pull on one of the handles (2). Repeat the procedure with all handles.

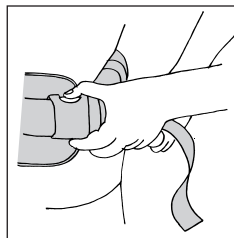
## Placement



Apply the belt around the patient, below the waist.

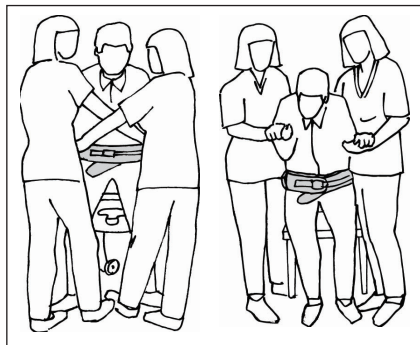
Fasten the belt and tighten it.

## Removing



Release the clasp, first loosening any straps, and then remove the belt.

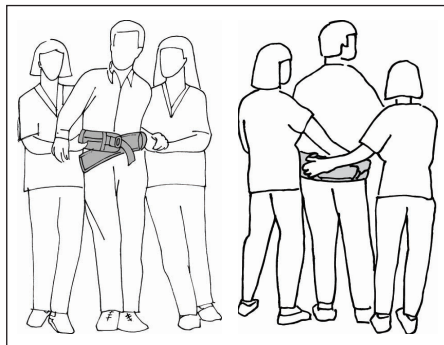
## Using



When standing up from sitting to standing the caregiver / caregivers can choose to work from the side or from the front of the patient. One advantage of working in front of the user is to give a feeling of a more secure and safe standing up.


In raising with two helpers, it is advisable to work with cross-grip front of the patient.

It is important to lean the user forward to get a natural pattern of movement, working in towards the body with the belt.



When two caregivers are assisting, it is appropriate if one caregiver stands on each side, grasping the cross-grips at the back and holding the patient by the hand at the front.

Cross-grips at the back provide support and enable a good working stance.



Caregivers can work in pairs or alone, depending on the user's needs, since EasyBelt/FlexiBelt have several vertical and horizontal handles.

## Material:

EasyBelt: Polyamide, nylon

FlexiBelt: Polyamide, polyester

## Care of the product:

Read the product label.



Do not use rinsing agent. To ensure maximum material life, hang dry or tumble dry on low heat.

## CE Medical Device Class 1

The product meets the requirements of the Medical Devices Directive 93/42/EEC.

Contact your local distributor if you have any questions about the product and its use. See [www.handicare.com](http://www.handicare.com) for a complete list of distributors. Always make sure that you have the right version of the manual. The most recent editions of manuals are available for downloading from our website, [www.handicare.com](http://www.handicare.com).

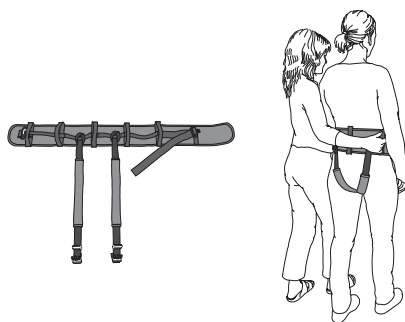
## Product information

Art. no.	Model	Size cm	Waist measurement cm	Handles	Material, inside
01-6012	EasyBelt XS	75 x 12	45-70	5	Nylon
01-6013	EasyBelt S	105 x 12	60-100	7	Nylon
01-6014	EasyBelt M	120 x 12	70-120	9	Nylon
01-6015	EasyBelt L	135 x 12	100-160	11	Nylon
01-6002	EasyBelt, hug XS	75 x 12	45-70	3 + 2 movable	Nylon
01-6003	EasyBelt, hug S	105 x 12	60-100	4 + 3 movable	Nylon
01-6004	EasyBelt, hug M	120 x 12	70-120	5 + 4 movable	Nylon
01-6005	EasyBelt, hug L	135 x 12	100-160	6 + 5 movable	Nylon
01-6006	EasyBelt, hug XL	150 x 12	115-175	7 + 6 movable	Nylon
01-6023	FlexiBelt S	105 x 12	60-100	7	Polyester
01-6024	FlexiBelt M	120 x 12	70-120	9	Polyester
01-6025	FlexiBelt L	135 x 12	100-160	11	Polyester
01-6026	FlexiBelt XL	150 x 12	115-175	13	Polyester
01-6072	FlexiBelt, hug XS	75 x 12	45-70	3 + 2 movable	Polyester
01-6073	FlexiBelt, hug S	105 x 12	60-100	4 + 3 movable	Polyester
01-6074	FlexiBelt, hug M	120 x 12	70-120	5 + 4 movable	Polyester
01-6075	FlexiBelt, hug L	135 x 12	100-160	6 + 5 movable	Polyester
01-6076	FlexiBelt, hug XL	150 x 12	115-175	7 + 6 movable	Polyester

## Accessories

### SupportStraps

SupportStraps can be used as a leg harness in combination with EasyBelt/FlexiBelt.



# SystemRoMedic™

For 25 years we have applied ourselves wholeheartedly to developing smart and easy-to-use assistive devices for easy transfers and to making life and work easier for both patients and personnel in the care sector.

Experience, innovation and training are the basis for SystemRoMedic, a total solution for every imaginable transfer situation.

**Transfer:** products for moving patients between locations.

**Positioning:** products for repositioning in the same location.

**Support:** products that provide mobility support.

**Lifting:** products adapted for lifting.

The philosophy behind SystemRoMedic is to prevent occupational injuries while improving the patient's sense of independence and dignity. Through a combination of training and a complete range of transfer-assistive devices, SystemRoMedic offers the means to improving both the work environment and the quality of care while enabling significant cost savings.

Our mission, to help people, has always been, and will continue to be, the driving force of innovation. We love easy transfers.



[info@amilakesouthern.co.uk](mailto:info@amilakesouthern.co.uk)