



200x150  
140x200  
200x240



Max.: 300 kg/661 lbs

TurnSheet is bedded in the bed and features an anti-friction material that makes turning or repositioning higher up in bed easier for both the patient and the caregiver. TurnSheet consists of two sections: a mattress cover and a turning cover. The mattress cover is bedded around the mattress and the turning cover is then placed over it. The mattress cover consists of both anti-friction material and a friction surface. The 140 cm version has two slide panels and the 200 cm has three.

SystemRoMedic is a series of different models of transfer assistive devices. The choice of assistive devices depends on the transfer situation and the patient's functional capability and needs.



## Functional inspection

### Visual inspection

Check the condition and function of the assistive device regularly. Always inspect the product after laundering. Check to ensure that seams and material are free from damage. Check to ensure that fabric is not worn or faded. If there are signs of wear, the product must be discarded.



## Always read the manual

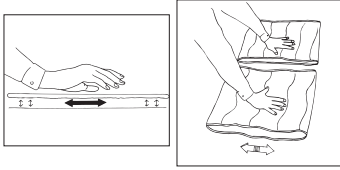
Always read the manuals for all assistive devices used during a transfer.

Keep the manual where it is accessible to users of the product.

Do not leave the patient unattended during a transfer situation.



## Functional inspection




Test Turn Sheet's sliding function by rolling it and noting how easily it glides. If possible, compare with a new product. Similarly, test the friction material in the same way. Check to ensure that the surface is rough and still provides friction.

## Note



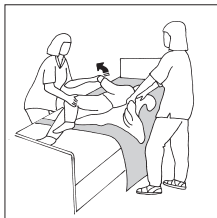
Be aware that there is a risk of the patient sliding out of bed. Take care to ensure that the mattress is sufficiently wide, so that there is anti-slip material on both edges of the mattress cover. Do not leave the patient unattended without first raising the bed rails. Tuck the Slide panel under the mattress.

## Placement



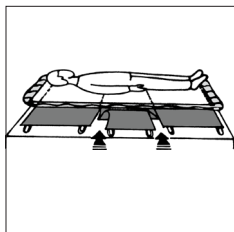
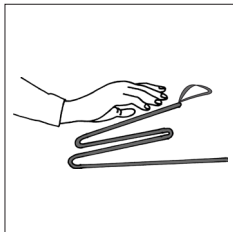
TurnSheet is placed and bedded in the bed in the order described above. The mattress cover is secured around the mattress with Velcro strips. The turning cover is placed on top, with the sliding surfaces facing each other.

## Turning with TurnSheet



Pull the patient to one side of the bed. Smooth out the sheet and turning cover. Pull on the sheet and turn the patient to the desired position. Tuck the sheet under both sides of the mattress and raise the bed rails.

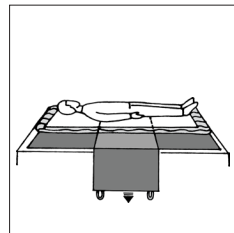

## Using slide panels



TurnSheet version has two slide panels and TurnSheet 200 has three.

There is friction material under the slide panels.

The slide panels can be removed to enable positioning of the patient in bed. For example, the slide panel around the hips can be removed to prevent the patient from sliding downward when he/she attempts to sit up in bed.



Placing and removing the slide panels is easy, since the slide panel is folded against itself and slides in under the patient. Press down and pull forward. This is easier if one caregiver can tilt the patient somewhat.

When removing the Slide panel, tuck it under the mattress to prevent it from hanging down on the floor.

## Material:

Polyamid, polyester, microfibre

## Care of the product:

Read the product label.



Do not use rinsing agent.  
To prolong product life, avoid  
tumble-drying.

## Product information

Art no.	Productname	Size LxW	Bed size
01-1592	TurnSheet	200 x 150 cm	90-120 cm
01-1588	TurnSheet w. buckles	200 x 150 cm	90-120 cm
01-1589	TurnSheet	200 x 240 cm	105-120 cm
01-1583	Mattress cover	140 cm	90 cm
01-1593	Mattress cover	200 cm	90 cm
01-1594	Mattress cover	200 cm	105 cm
01-1595	Mattress cover	200 cm	120 cm
01-1587	Mattress cover	200 cm	90 cm

## Combinations

Art no.	Combination	Size LxW	Bed size
01-1580	01-1583+ 01-1592	140 x 200 cm	90 cm
01-1590	01-1593+ 01-1592	200 x 150 cm	90 cm
01-1586	01-1588+ 01-1587	200 x 150 cm	90 cm



P O Box 4791 Ferndown Dorset BH22 9WB  
Tel: 07857 603031 Fax: 01202 877240  
Email: [info@amilakesouthern.co.uk](mailto:info@amilakesouthern.co.uk)