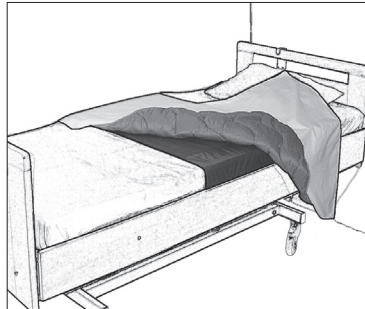


65x130cm



Max.: 200 kg/440 lbs

TurnSheet is bedded in the bed and features an anti-friction material that makes turning or repositioning higher up in bed easier for both the patient and the caregiver. TurnSheet consists of two sections: a mattress cover and a turning cover. The mattress cover is bedded around the mattress and the turning cover is then placed over it. The mattress cover has a mid-section with anti-friction material. The sides have friction material that prevents sliding.

SystemRoMedic is a series of different models of transfer assistive devices. The choice of assistive devices depends on the transfer situation and the patient's functional capability and needs.



## Functional inspection

---

### Visual inspection

Check the condition and function of the assistive device regularly. Always inspect the product after laundering. Check to ensure that seams and material are free from damage. Check to ensure that fabric is not worn or faded. If there are signs of wear, the product must be discarded.



## Always read the manual

---

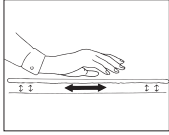
Always read the manuals for all assistive devices used during a transfer.

Keep the manual where it is accessible to users of the product.

Do not leave the patient unattended during a transfer situation.



## Functional inspection



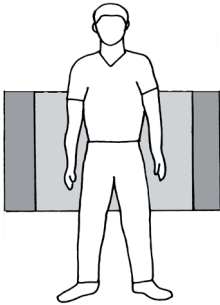
Test Turn Sheet's sliding function by rolling it and noting how easily it glides. If possible, compare with a new product. Similarly, test the friction material in the same way. Check to ensure that the surface is rough and still provides friction.

## Note

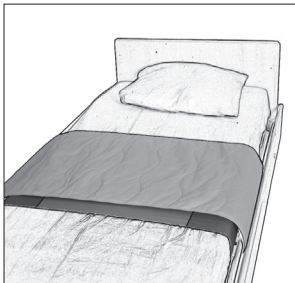


Be aware that there is a risk of the patient sliding out of bed. Take care to ensure that the mattress is sufficiently wide, so that there is friction material on both edges of the mattress cover.

## Placement



The mattress cover is placed with the sliding surface in the middle of the bed and the rough friction surfaces evenly distributed on both sides. The mattress cover is secured around the mattress with Velcro strips.

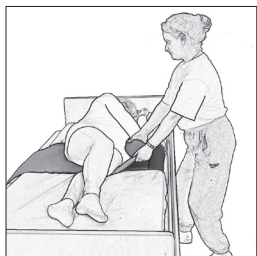


The turning cover is placed over the mattress cover. A draw sheet can be placed on top of the turning cover.

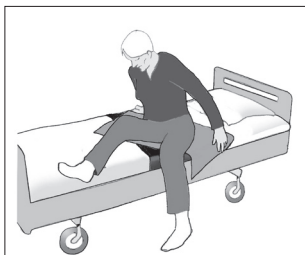
## Using TurnSheet



The patient can use TurnSheet himself/herself if he/she is able to turn with a little help from a caregiver.



Since the TurnSheet glides easily, it makes turning easier for the caregiver. Remember to work in walking stance with knees bent, arms straight, and shift the weight.



TurnSheet can also be used to help the patient to rise to a seated position at the edge of the bed. The patient can rotate easily to one side and lift the feet over the edge of the bed.

**Material:**

Polyamid, polyester, microfibre

**Care of the product:**

Read the product label.



Do not use rinsing agent. To ensure maximum material life, hang dry or tumble dry on low heat.

**Art no.**

01-2060

01-2081

**Productname**

TurnSheet

Mattress cover

**Size (LxW)**

65x130 cm

55 cm

**Bed size**

90 cm

**Set**

01-2080 (01-2060+01-2081)

65 x 130 cm

90 cm



P O Box 4791 Ferndown Dorset BH22 9WB

Tel: 07857 603031 Fax: 01202 877240

Email: [info@amilakesouthern.co.uk](mailto:info@amilakesouthern.co.uk)