




190 x 60 cm/76"x24"



100 x 70 cm/40"x28"  
100 x 60 cm/40"x24"

Order Ref :

- 01-1020 190 x 60cm
- 01-1120 100 x 60cm
- 01-1220 100 x 70cm



**SWL: 300 kg/660 lbs**

## Accessories

Art. no	Product	Description
01-1051	Protective cover	For EasySlide 01-1020
01-1151	Protective cover	For EasySlide 01-1120
01-1251	Protective cover	For EasySlide 01-1220
01-1055	Disposable cover	For EasySlide 01-1020
01-1155	Disposable cover	For EasySlide 01-1120
01-1255	Disposable cover	For EasySlide 01-1220

01-1030	Set	EasySlide 01-1020 + Protective cover 01-1051
01-1130	Set	EasySlide 01-1020 + Protective cover 01-1151
01-1230	Set	EasySlide 01-1220 + Protective cover 01-1251

EasySlide is used for turning in bed and for transfers between bed and gurney/shower trolley. EasySlide is a tubular, padded mat with a friction-reducing material on the inside.

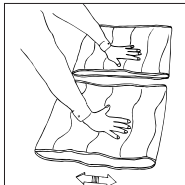
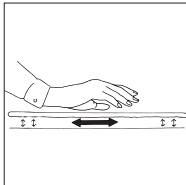
SystemRoMedic is a series of different models of transfer assistive devices. The choice of assistive devices depends on the transfer situation and the patient's functional capability and needs.

## Functional inspection

### Visual inspection

Check the condition and function of the assistive device regularly. Always inspect the product after laundering. Check to ensure that seams and material are free from damage. Check to ensure that fabric is not worn or faded. If there are signs of wear, the product must be discarded.

## Test friction



Test EasySlide's friction by rolling it and noting how easily it glides. If possible, compare with a new EasySlide.

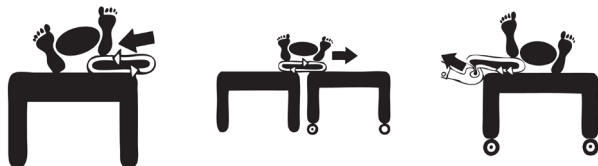
## Always read the manual

Always read the manuals for all assistive devices used during a transfer. Keep the manual where it is accessible to users of the product. Do not leave the patient unattended during a transfer situation.

## Using EasySlide



Lean the patient on one side. This is easier with the help of a draw sheet. Place the transfer slide under the patient. Remove the slide when the transfer is completed.



### Note



The gap between the underlying surfaces (bed/gurney/show trolley) must not exceed 5 cm.

#### NOTE!

Always remember to lock wheels.

To prevent the risk of the patient sliding/falling, never leave the EasySlide under the patient after the completed transfer.

### Material:

Polyester, microfibre, polyamide

### Care of the product:

Read the product label.



Do not use rinsing agent. To ensure maximum material life, hang dry or tumble dry on low heat.

**CE** Medical Device Class I

The product meets the requirements of the Medical Devices Directive 93/42/EEC.

# SystemRoMedic™

Easy-to-use assistive devices for

Easy transfers and to making life and work easier for both patients and personnel in the care sector.

Experience, innovation and training are the basis for SystemRoMedic, a total solution for every imaginable transfer situation.

**Transfer:** products for moving patients between locations.

**Positioning:** products for repositioning in the same location.

**Support:** products that provide mobility support.

**Lifting:** products adapted for lifting.

The philosophy behind SystemRoMedic is to prevent occupational injuries while improving the patient's sense of independence and dignity. Through a combination of training and a complete range of transfer-assistive devices, SystemRoMedic offers the means to improving both the work environment and the quality of care while enabling significant cost savings.

Their mission, is to help people, has always been, and will continue to be, their driving force of innovation. They love easy transfers.



[info@amilakesouthern.co.uk](mailto:info@amilakesouthern.co.uk)