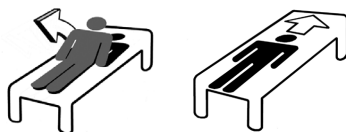


Art. no:
01-1680



SWL: 200 kg/440 lbs

WendyLean is a pillow case with an anti-friction surface on the underside and handles on both sides. The anti-friction surface facilitates positioning of the pillow. WendyLean is used for repositioning higher up in bed, since it glides easily against the underlying surface. With the help of the handles, it can also be used to help the patient into a seated position at the edge of the bed.

SystemRoMedic is a series of different models of transfer assistive devices. The choice of assistive devices depends on the transfer situation and the patient's functional capability and needs.

Functional inspection

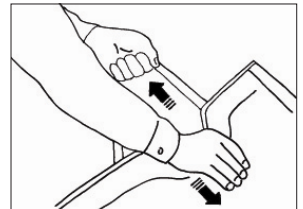
Visual inspection

Check the condition and function of the assistive device regularly. Always inspect the product after laundering. Check to ensure that seams and material are free from damage. Check to ensure that fabric is not worn or faded. If there are signs of wear, the product must be discarded.



Functional inspection

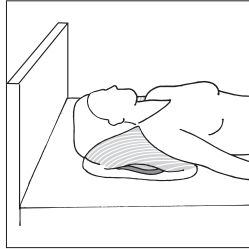
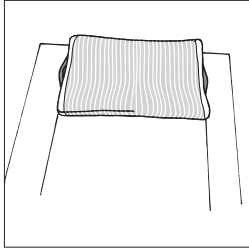
Check to ensure that seams, straps and material are free from damage. Test function by applying tension to the handles to ensure that they are secure. If there are signs of damage or wear, the product must be discarded.



Always read the manual

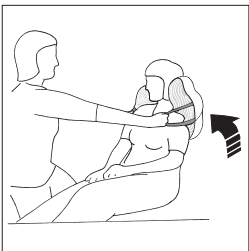
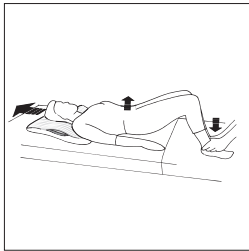
Always read the manuals for all assistive devices used during a transfer.
Keep the manual where it is accessible to users of the product.
Do not leave the patient unattended during a transfer situation.

Placement



Place the pillow in the pillow case. The anti-friction surface (underside) faces downward. To use the handles, place the pillow in position under the shoulders.

Using WendyLean



To move higher up in bed, the patient bends his/her knees, lifts the hips slightly, and then pushes with the feet.

WendyLean can be used for support behind the head/shoulders, and to help the caregiver to assist the patient to rise from a horizontal to a seated position. The caregiver holds the handles.

Material:

Polyester, cotton, satin

Care of the product:

Read the product label.



Do not use rinsing agent. To ensure maximum material life, hang dry or tumble dry on low heat.

CE Medical Device Class I

The product meets the requirements of the Medical Devices Directive 93/42/EEC.

Contact your local distributor if you have any questions about the product and its use. See www.handicare.com for a complete list of distributors. Always make sure that you have the right version of the manual. The most recent editions of manuals are available for downloading from our website, www.handicare.com.

Accessories

Art. no.	Product	Size cm/inch	Colour
----------	---------	--------------	--------

WendyLett - sliding sheet

(Can be combined with WendyLett2Way drawsheet or WendyLett4Way sliding drawsheet)

1609	WendyLett, 60 cm/24" sliding surface (<i>bed 80/90 cm - 32"/36"</i>)	100 x 200/39 x 79	White
1614	WendyLett, 60 cm/24" sliding surface (<i>bed 80/90 cm - 32"/36"</i>)	140 x 200/55 x 79	White
1629	WendyLett, 60 cm/24" sliding surface (<i>bed 80/90 cm - 32"/36"</i>)	100 x 200/39 x 79	grey/white striped
1634	WendyLett, 60 cm/24" sliding surface (<i>bed 80/90 cm - 32"/36"</i>)	140 x 200/55 x 79	grey/white striped
1639	WendyLett, 70 cm/28" sliding surface (<i>bed 105 cm/42"</i>)	200 x 200/79 x 79	grey/white striped
1667	WendyLett, 100 cm/40" sliding surface (<i>bed 120 cm/48"</i>)	100 x 220/39 x 88	grey/white striped
1668	WendyLett, 100 cm/40" sliding surface (<i>bed 120 cm/48"</i>)	140 x 220/55 x 88	grey/white striped
1669	WendyLett, 100 cm/40" sliding surface (<i>bed 120 cm/48"</i>)	200 x 220/79 x 88	grey/white striped
1641	WendyLett, 70 cm/28" sliding surface (<i>bed 90 cm/36"</i>), tailored with elastic spring	200 x 90/79 x 36	grey/white striped
1651	WendyLett, 80 cm/32" sliding surface (<i>bed 105 cm/42"</i>), tailored with elastic spring	200 x 105/79 x 42	grey/white striped
1661	WendyLett, 95 cm/37" sliding surface (<i>bed 120 cm/48"</i>), tailored with elastic spring	200 x 120/79 x 47	grey/white striped
1671	WendyLett, 110 cm/43" sliding surface (<i>bed 140 cm/56"</i>), tailored with elastic spring	200 x 140/79 x 55	grey/white striped

WendyLett2Way - drawsheet

(To be combined with WendyLett sliding sheet)

1620	WendyLett2Way	90 x 180/35 x 70	white
1631	WendyLett2Way	100 x 200/39 x 79	white/grey striped
1636	WendyLett2Way	140 x 200/55 x 79	white/grey striped

WendyLett4Way - drawsheet

(To be combined with WendyLett sliding sheet)

1637	WendyLett4Way	140 x 200/55 x 79	grey/white checked
1647	WendyLett4Way	200 x 200/79 x 79	grey/white checked
1648	WendyLett4Way, inco	75 x 200/30 x 79	grey (inco) checked
1649	WendyLett4Way, inco with handles	140 x 120/55 x 47	grey (inco)
1657	WendyLett4Way, with handles	140 x 190/55 x 75	grey/white checked
1652	WendyLett4Way	140 x 260/55 x 102	grey/white checked

WendyLean - pillowcase with handles

1680	WendyLean	50 x 60/20 x 24	grey/white striped
------	-----------	-----------------	--------------------

SystemRoMedic™

For 25 years SystemRoMedic have applied themselves wholeheartedly to developing smart and easy-to-use assistive devices for easy transfers and to making life and work easier for both patients and personnel in the care sector.

Experience, innovation and training are the basis for SystemRoMedic, a total solution for every imaginable transfer situation.

Transfer: products for moving patients between locations.

Positioning: products for repositioning in the same location.

Support: products that provide mobility support.

Lifting: products adapted for lifting.

The philosophy behind SystemRoMedic is to prevent occupational injuries while improving the patient's sense of independence and dignity. Through a combination of training and a complete range of transfer-assistive devices, SystemRoMedic offers the means to improving both the work environment and the quality of care while enabling significant cost savings.

Their mission, to help people, has always been, and will continue to be, the driving force of innovation. They love easy transfers.



info@amilakesouthern.co.uk