

REF

01-9120 01-9148
01-9110 01-9158
01-9145 01-9170
01-9155 01-9175



SWL: 120-300 kg/265-661 lbs

RollerSlide is mainly used for horizontal transfers between bed and x-ray table/operating table/shower trolley. RollerSlide is available in three models (RollerSlide, RollerSlide Flexi and RollerSlide Light) and in two sizes, one shorter size that covers half the body and a longer version that covers the whole body. The longer model can be folded in the middle for easier transport and for transfers in a semi-seated position.

SystemRoMedic is a series of different models of transfer assistive devices. The choice of assistive devices depends on the transfer situation and the patient's functional capability and needs.



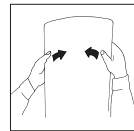
Functional inspection

Visual inspection

Check the condition and function of the assistive device regularly. Check to ensure that fabric is not worn or faded. If there are signs of wear, the product must be discarded.

Functional inspection

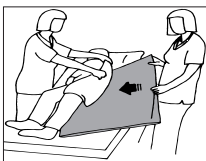
Carefully bend the RollerSlide to check strength and durability. The mat should be both elastic and rigid. Discard the RollerSlide when its strength and durability are diminished.



Always read the manual

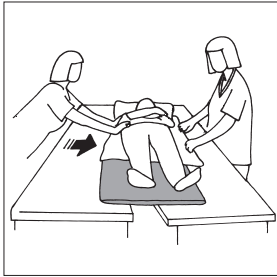
Always read the manuals for all assistive devices used during a transfer.
Keep the manual where it is accessible to users of the product.
Do not leave the patient unattended during a transfer situation.

Placement/removal of RollerSlide

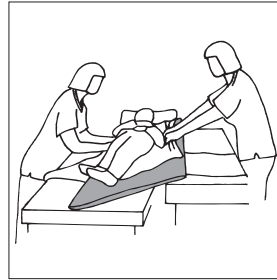


Lean the patient to one side and guide the RollerSlide in under 1/3 of the body. To remove, lean the patient to one side and pull out the RollerSlide.

Using RollerSlide



Caregivers should work on either side of the patient, and push and pull while standing in a walking stance. Distance between underlying surfaces must not exceed 20 cm.



Roller Slide can also be used where there is a minor difference in height between the underlying surfaces.

RollerSlide must always be removed before x-raying, but RollerSlide Light can be left under the patient during x-raying.

Material:

Polyamid, polyether

Care of the product:



RollerSlide board: Clean with disinfectant.

The sliding cover can be machine laundered. Do not use fabric softener. To ensure maximum material life, hang dry or tumble dry on low heat.

CE Medical Device Class I

The product meets the requirements of the Medical Devices Directive 93/42/EEC.

Contact your local distributor if you have any questions about the product and its use. See www.handicare.com for a complete list of distributors. Always make sure that you have the right version of the manual. The most recent editions of manuals are available for downloading from our website, www.handicare.com.

Size & Accessories

Art.no.	Size	Model	Sliding cover	Disposable cover
01-9120	175 x 50	Light	01-9136	01-9138
01-9110	85 x 50	Light	01-9156	01-9168
01-9145	175 x 50		01-9136	01-9138
01-9155	85 x 50		01-9156	01-9168
01-9148	175 x 50	Flexi	01-9136	01-9138
01-9158	85 x 50	Flexi	01-9156	01-9168
01-9170	175 x 60	Flexi	01-9172	
01-9175	85 x 60	Flexi	01-9177	

Safety

RollerSlide: 9120, 9110

--	--	--

RollerSlide: 9145, 9155, 9148, 9158

--	--	--

RollerSlide: 9170, 9175

--	--	--

SystemRoMedic™

For 25 years SystemRoMedic have applied themselves wholeheartedly to developing smart and easy-to-use assistive devices for easy transfers and to making life and work easier for both patients and personnel in the care sector.

Experience, innovation and training are the basis for SystemRoMedic, a total solution for every imaginable transfer situation.

Transfer: products for moving patients between locations.

Positioning: products for repositioning in the same location.

Support: products that provide mobility support.

Lifting: products adapted for lifting.

The philosophy behind SystemRoMedic is to prevent occupational injuries while improving the patient's sense of independence and dignity. Through a combination of training and a complete range of transfer-assistive devices, SystemRoMedic offers the means to improving both the work environment and the quality of care while enabling significant cost savings.

Their mission, to help people, has always been, and will continue to be, the driving force of innovation. They love easy transfers.



info@amilakesouthern.co.uk